



MOUNT NOTRE DAME

Empowering Young Women

Dear Future Precalculus CPX Student,

In order to ensure you are prepared for Precalculus, the math department has designed a summer review of math skills and concepts. The assignment is entirely online and can be accessed through the website DeltaMath at www.deltamath.com. Directions to create an account and/or add the summer course to an existing account are on pages 2 and 3 of this file. You will need to enroll in the course with the following information:

Teacher Code: 554927

Course Name: Precalc CPX Summer Assignment 2021

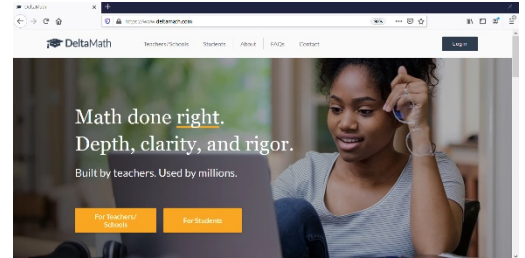
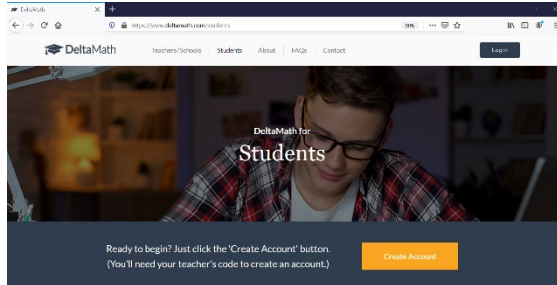
You can join the course at any time, but you will not be able to access the actual assignment or assignments until July 1st. The assignment must be completed by August 22nd at 11:59 PM. There is a Student Help Video which can be accessed by using the link in the top right of the home screen. Most questions have a show example button available if you need a refresher on how to complete a particular type of problem. Some problems have a video tutorial as well. You do not have to complete all questions in one session but you should save after each session. You can access the assignment as many times as you would like until the due date. The grade on this assignment will count towards your first semester grade in your Precalculus course.

All content in the assignment is a review of previous math curriculum. The goal of the assignment is to refresh those skills so you are prepared to begin Precalculus. Please use the resources on DeltaMath to refresh your knowledge and skills. Your score on this assignment will count into your semester 1 grade. If you have questions during the summer, email Mrs. Enochs at the address below.

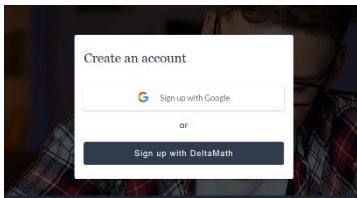
Kelly C. Enochs '04
kenochs@mndhs.org

To Create a DeltaMath Account

- Go to deltamath.com.
- Choose For Students or the Students tab at the top of the screen
- Choose Create Account.



- Choose Sign up with DeltaMath.



- Enter the teacher code - this will be on the summer assignment letter for your course.

A screenshot of the 'Create Student Account' form. It has a text input field for 'Teacher Code or Access Code' with the value '939172'. Below the field, it says 'A teacher code is provided by your teacher and gives you free access to their assignments.' There is a 'Cancel' button.

- Click on “Select Classes” and choose your summer assignment course from the drop-down menu – this will be on the summer assignment letter for your course.

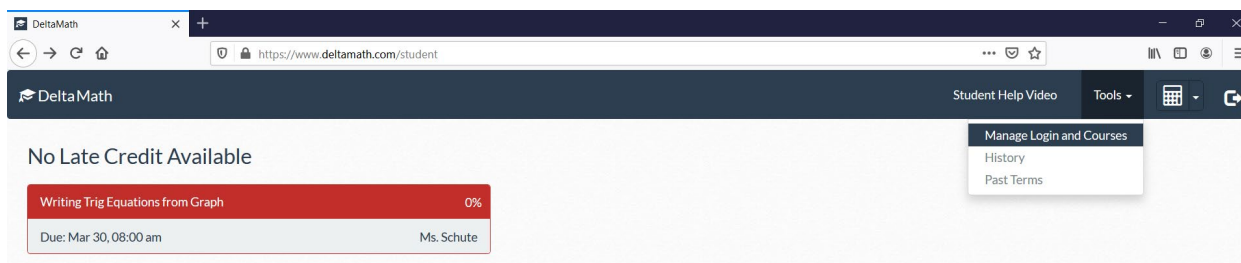
A screenshot of the 'Create Student Account' form. It has a text input field for 'Teacher Code or Access Code' with the value '939172'. Below the field, it says 'Teacher Name: Ms. Schute'. Under 'Student and Login Information', there is a 'Select Classes' dropdown menu. The dropdown menu is open, showing 'Precalculus 2021' and 'Precalculus Honors Summer Assignment 2021'. There is a 'Cancel' button.A screenshot of the 'Create Student Account' form. It has a text input field for 'Teacher Name: Ms. Schute'. Under 'Student and Login Information', there is a 'Select Classes' dropdown menu. The dropdown menu is open, showing 'Precalculus Honors Summer Assignment 2021'. Below the dropdown menu, there are input fields for 'First Name' (Julie), 'Last Name' (Cougar), 'Email' (jcougar@mndhs.org), and 'Password' (8 characters). There is a 'Create Account' button and a 'Cancel' button.

- Fill in your name and email address.
- Create your password – it must be at least 8 characters.
- Click the Create Account button.

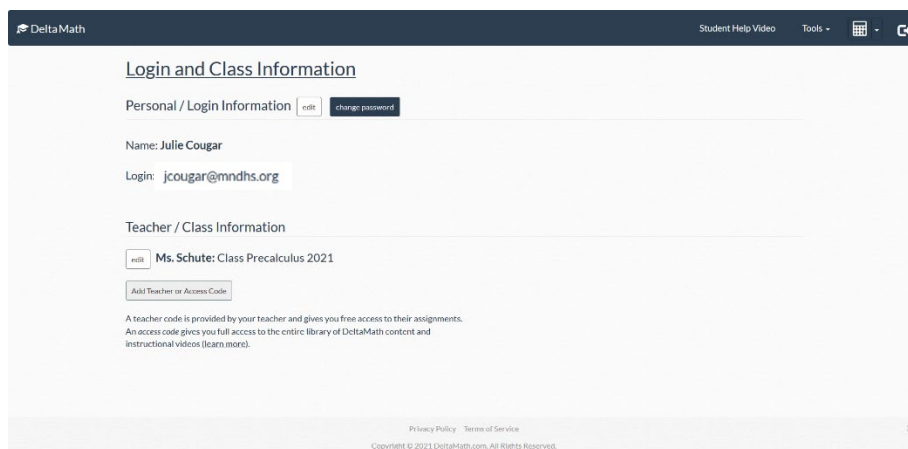
You should now be able to log in to your account from the main deltamath.com page.

If you already have a DeltaMath account

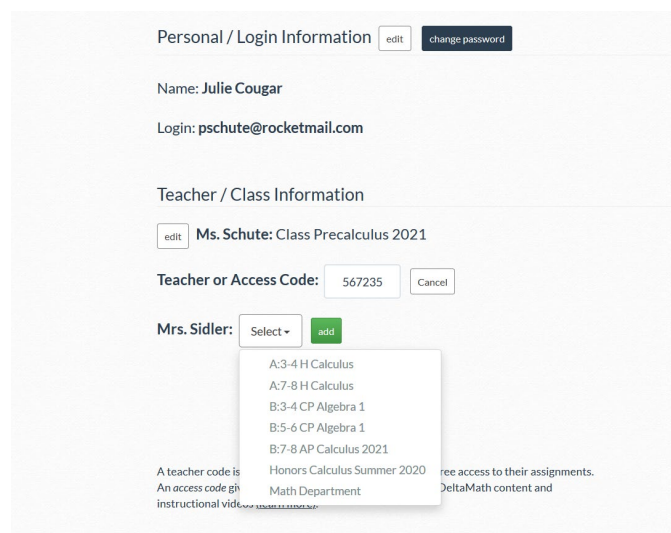
- Log into your account at deltamath.com
- Click Tools and choose Manage Login and Courses.



- Click Add Teacher or Access Code.



- Enter the teacher access code – this will be on the summer assignment letter.
- Once you enter a valid teacher access code, you will get a drop-down menu from which you can choose the correct class for your summer assignment – this will be on the summer assignment letter.



You should now be able to access your course by using the drop-down Course menu at the top left.

