



MOUNT NOTRE DAME

Empowering Young Women

Dear Future AP Calculus AB Student,

In order to ensure you are prepared for AP Calculus AB, the math department has designed a summer review of math skills and concepts. The assignment is entirely online and can be accessed through the website DeltaMath at www.deltamath.com. Directions to create an account and/or add the summer course to an existing account are on pages 2 and 3 of this file. You will need to enroll in the course with the following information:

Course Code: 867P-9LD9

Course Name: AP Calculus (AB) Summer Assignment

Or, you may use this direct link: <https://www.deltamath.com/students?code=867P-9LD9>

You can join the course at any time, but will not be able to access the actual assignment or assignments until July 1st. The assignment must be completed by August 21nd at 11:59 PM. There is a Student Help Video which can be accessed by using the link in the top right of the home screen. Most questions have a show example button available if you need a refresher on how to complete a particular type of problem. Some problems have a video tutorial as well. You do not have to complete all questions in one session but you should save after each session. You can access the assignment as many times as you would like until the due date. The grade on this assignment will count towards your first semester grade in your AP Calculus AB course.

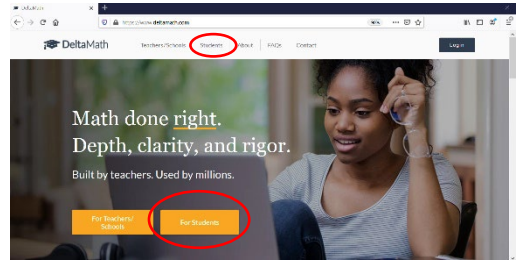
All content in the assignment is a review of previous math curriculum. The goal of the assignment is to refresh those skills so you are prepared to begin AP Calculus AB. Please use the resources on DeltaMath to refresh your knowledge and skills. Your score on this assignment will count into your semester 1 grade. If you have questions during the summer, email Mrs. Sidler at the address below.

Sincerely,

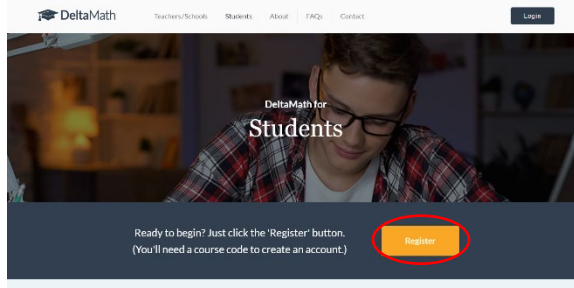
Erika Sidler
esidler@mndhs.org

To Create a DeltaMath Account

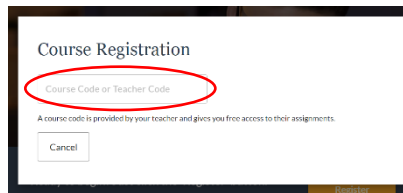
- Go to deltamath.com.
- Choose **For Students** or the **Students** tab at the top of the screen



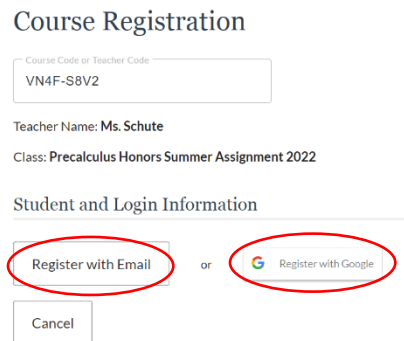
- Choose **Register**.



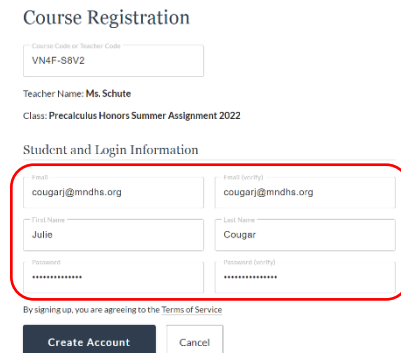
- Enter your course code.
This is in the summer assignment letter.



- Ensure you have the correct class and then choose **Register with Email** or **Register with Google** (you need a Google account to use this option).



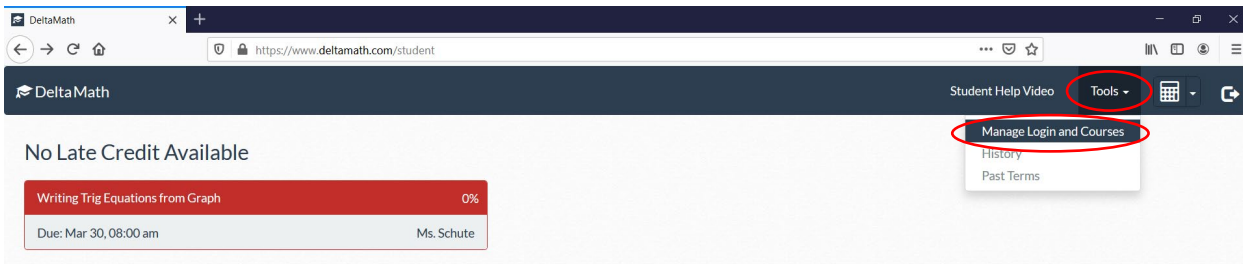
- If you choose **Register with Email** then:
 - Fill in your email address and name.
 - Create your password – it must be at least 8 characters.
 - Click the Create Account button.



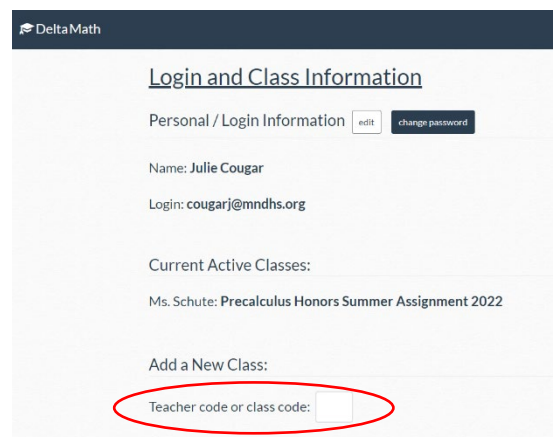
You should now be able to log in to your account from the main deltamath.com page.

If you already have a DeltaMath account

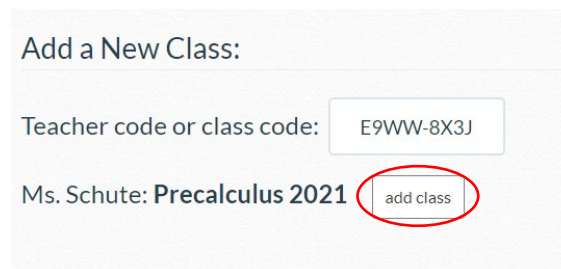
- Log into your account at [deltamath.com](https://www.deltamath.com)
- Click **Tools** and choose **Manage Login and Courses**.



- Under **Add New Class**, enter your course code. The course code is in the summer assignment letter.



- Ensure the correct course name and then click the **add class** button.



- Click the **DeltaMath** icon in the top right corner and you should now be able to access your course by using the drop-down Course menu at the top left.

